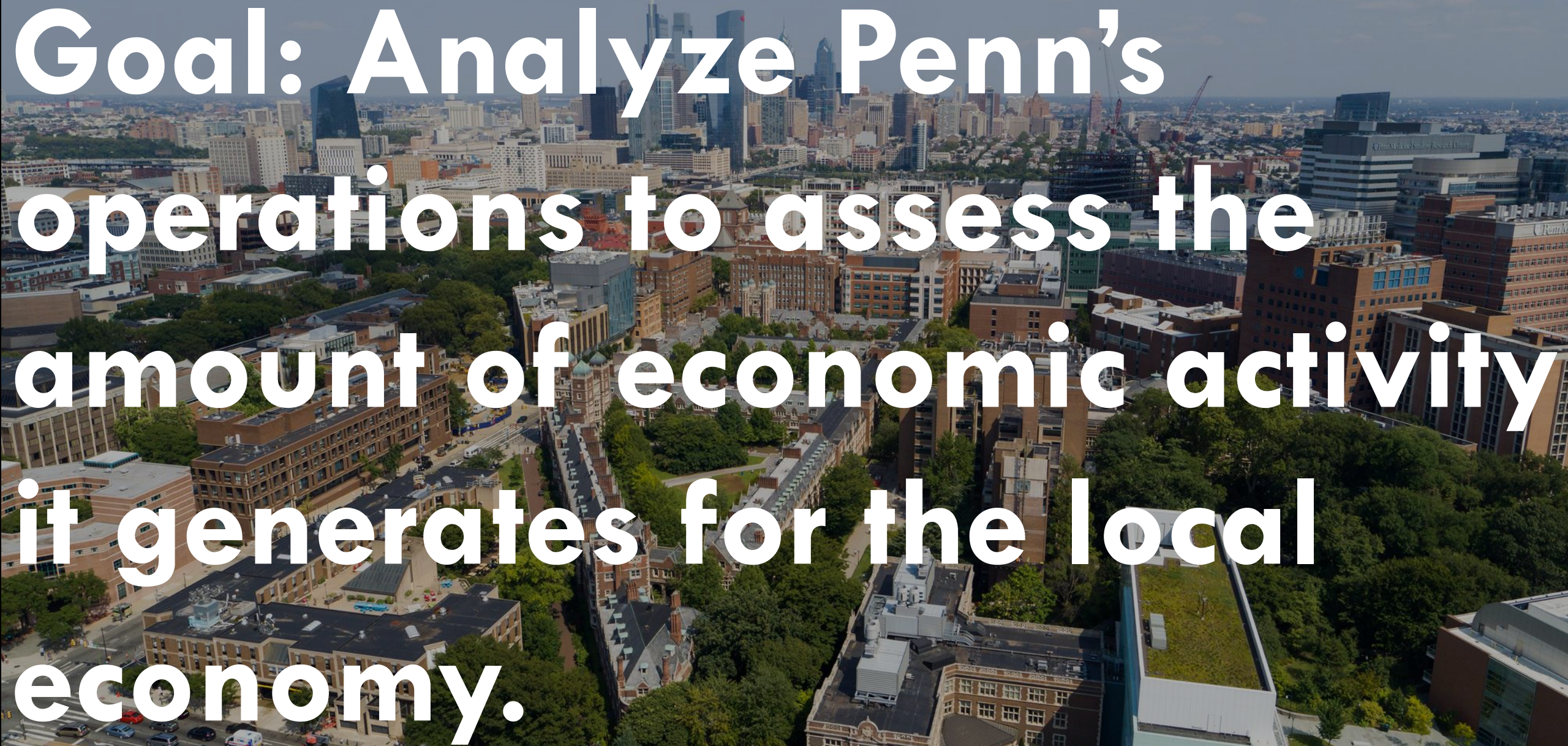


# *Invested and Engaged:*

Penn's FY20 Economic & Social Impact



An aerial photograph of a city, likely Philadelphia, showing a mix of modern skyscrapers in the distance and older, brick buildings in the foreground. There are many green trees interspersed among the buildings. The sky is clear and blue.

**Goal: Analyze Penn's  
operations to assess the  
amount of economic activity  
it generates for the local  
economy.**





# Economic Multiplier Effect Analyzes How Penn Activates Local Economic Activity

Penn's  
Direct  
Expenditures

Wages

Purchases

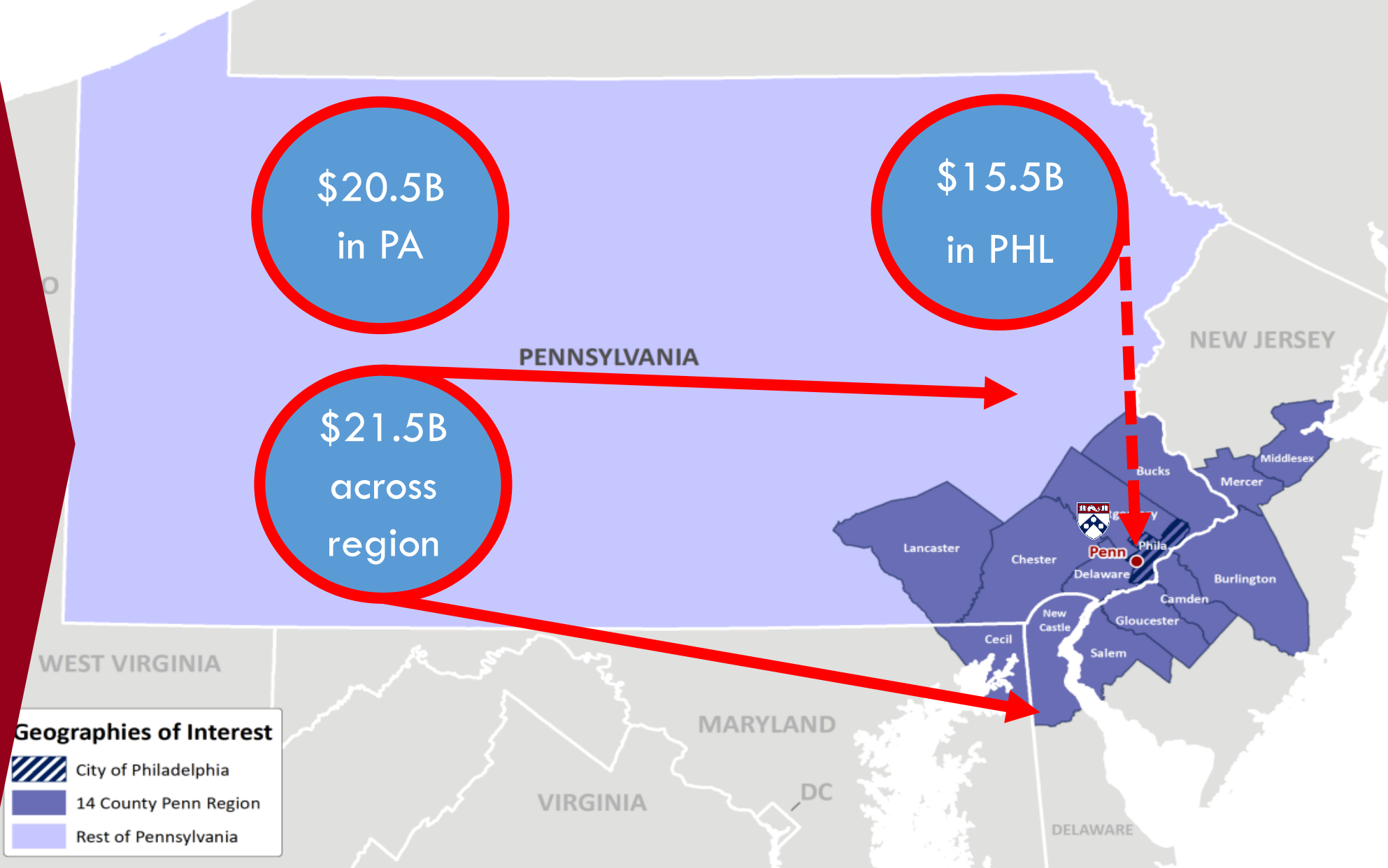
Destination for  
Student/Visitor  
spending

Generates tax  
revenues, and  
the indirect/  
induced  
circulation of  
money in State,  
City and Region



# Geographic Scope of the Study

Penn  
generates  
economic  
activity:





# Activating the Regional Economy

Penn  
Generates

114,350 jobs

\$ 9.8B wages



**\$21.5 Billion**

Total Annual Activity





# Activating the Pennsylvania Economy

Penn  
Generates

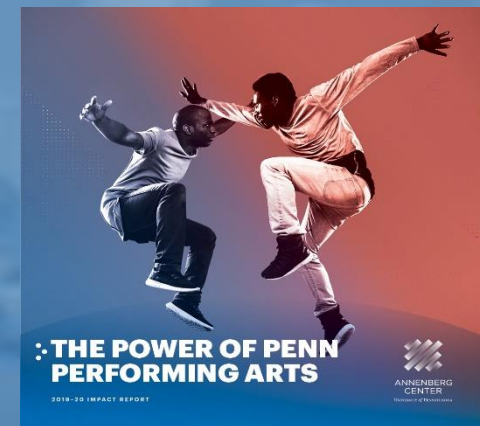
107,900 jobs

\$ 9.4B wages

\$276M tax  
revenue



**\$20.5 Billion**  
Total Annual Activity



THE POWER OF PENN  
PERFORMING ARTS

2018-20 IMPACT REPORT

ANNENBERG  
CENTER  
UNIVERSITY OF PENNSYLVANIA





# Activating the Philadelphia Economy

Penn

Generates

80,150 jobs

\$9.1B wages

\$272M tax  
revenue



**\$15.5 Billion**  
Total Annual Activity





# Fueling Philadelphia's Innovation Economy

Penn

Generates

\$1.3B in federal research.

9,700 jobs, \$843M wages.

84 patents issued in 2019.

82 faculty start ups since 2016.

643 licensing agreements.

\$590M Venture Capital raised in FY20.

10 Cell & Gene Therapy Startups, HQ in PHL.



**\$2.3 Billion**

Total Annual Activity



CELL AND GENE THERAPIES







# Takeaways: Penn and the Philadelphia Economy



Penn's \$272M



6%



1 in 8  
employed  
Philadelphians





**Goal: Analyze Penn's vast civic engagements to assess the amount of social impact it generates for Philadelphia residents and communities.**





# Penn Medicine: Annual Community Benefits

Penn Medicine

## Service In Action

PENN MEDICINE 2020 COMMUNITY IMPACT REPORT

NEW! NEW!

<b><u>\$1.7M+</u></b>	<b><u>\$304.2M</u></b>	<b><u>\$135.9M</u></b>	<b><u>\$143.4M</u></b>
Penn's Way campaign	charity and underfunded care for Medicaid families	physician training support	research support and community health improvement

FY19




**\$27M** supporting West Philadelphia communities in unreimbursed care, women's health clinics and community health programs.






# Calculating Annual Civic Engagement

**\$46M** expended,  
**15,600** faculty,  
students and staff  
engaging in total  
of **344,000** hours.



**Engaging 718,000** Philadelphians  
with programs in public education  
and health, community development  
and quality of life.





# Penn's Socioeconomic Impact on Philadelphia



**Economically**

\$15.5 billion of economic activity annually translates to \$42M per day. Supporting 80,150 jobs equals to one-in-nine Philadelphians employed. Penn's \$272M in annual city tax revenue equals 6% of the City's General Fund.



**Socially**

All schools and centers engaged in varied programs supporting *public education and health, community development, and quality of life*; totaling \$46M expenditures, mobilizing 15,600 Penn faculty, students and staff who work 344,000 hours to civically engage with 718,000 Philadelphians.